



Quickie Pulse™ 6 SC
EIPW22, January 2017

MASS RRP

Account: _____
Date: _____
PO#: _____
Buyer: _____
Marked For: _____

Ship To: _____
Name: _____
Address: _____
City, State, PC: _____
Phone: _____

1. * QUICKIE Pulse™ 6

QUICKIE Pulse™ 6 SC

<input type="checkbox"/> Quickie Pulse™ 6 SC for Tilt or Recline	\$5,995.00
195PC76 Base Package	\$5,995.00

ASAP II Seating Specifications

Typical Chair Weight	W/battery 118kgs	W/O Battery 83kgs
Transit	ISO occupied approved	
Seat Type	ASAP II	
Seat size range	Width 12"-22"	Depth 12"-22"
STFH range	ASAP II 17.5" -21.5"	
Power Seating	50° CG tilt or Lift	



Power Recline Seating Specifications

Typical Chair Weight	W/battery 141 kgs	W/O Battery 105 kgs
Transit	WC19 with optional Lap Belt.	
Seat Type	3.7 Power Recline.	
Seat size range	Width 14"-22"	Depth 16"-20"
STFH range	16.5" to 18.5"	
Power Seating	50° CG tilt / Power recline w/ power sheer reduction	

Captain Seating Specifications

Typical Chair Weight	W/battery 118kgs	W/O Battery 83kgs
Transit	WC19	
Seat Type	Captain Seat Back and Seat Pan	
Seat size range	Width 16", 18", 20"	Depth 15"-22"
STFH range	16" to 18" from pan	
Power Seating	NA	



QUICKIE Pulse™ 6 Base Specifications

Drive Wheel Position	Midwheel Drive		
User weight Cap	136 kgs		
Base size	Width 24"	Length 34"	Turn Radius 18"
Drive Control	VR-2 90A (non-expand)	R-net EL90 (Expandable)	
Driving Range	Up to 15kms		
Drive Motors	4-pole 10 kph		

Drive Wheels	13" Drive Wheels w/ flat free insert (Black)
Tires/Casters	7" Front / 6" rear (Black)
Charger	8A Dual Mode Charger (Compact) CTE
Battery Size	50 AmpH
Shroud Colours	Red, Black or Blue
Ground Clearance	3"

2. * BASE CHAIR OPTIONS

* Shroud Colour				
<input type="checkbox"/>	195EZ01	-	Candy Apple Red	N/C
<input type="checkbox"/>	195EZ02	-	High Gloss Black	N/C
<input type="checkbox"/>	195EZ03	-	Candy Blue	N/C
<input type="checkbox"/>	195EZ04	-	Silver	N/C
<input type="checkbox"/>	195EZ05	-	Copper	N/C
<input type="checkbox"/>	195EZ08	-	Green Apple	N/C
<input type="checkbox"/>	195EZ09	-	Yellow	N/C
<input type="checkbox"/>	195EZ10	-	Pearl Pink	N/C
<input type="checkbox"/>	195EZ11	-	Candy Purple	N/C
<input type="checkbox"/>	195EZ12	-	Matte Black	N/C
<input type="checkbox"/>	195EZ13	-	Midnight Blue	N/C
<input type="checkbox"/>	195EZ15	-	Pearl White	N/C
<input type="checkbox"/>	195EZ06	-	Digital Camo	N/C
<input type="checkbox"/>	195EZ07	-	Woodland Camo	\$802.29
<input type="checkbox"/>	195EZ14	-	Carbon Fiber Print	\$802.29
<input type="checkbox"/>	195EZ17	-	Pink Camo	\$802.29
<input type="checkbox"/>	195EZ18	-	Grunge Skulls	\$802.29
<input type="checkbox"/>	195EZ16	-	American Flag	\$802.29

* Drive wheel/tire package				
<input type="checkbox"/>	195DW60		Cast Wheel Solid Dual Density Inserts Black Knobby Tires and Black Casters	N/C

* User weight				
<input type="checkbox"/>	195WG06	-	< 68 kgs	N/C
<input type="checkbox"/>	195WG13	-	69 - 90kgs	N/C
<input type="checkbox"/>	195WG14	-	91 - 113kgs	N/C
<input type="checkbox"/>	195WG03	-	114 - 136kgs	N/C

Ventilator Options				
<i>Not available w/ Transit, Power Legs</i>				
<input type="checkbox"/>	195VT4		Fixed Vent Tray (Pulmonetic LTV Models)	\$505.00

* Motor Package				
<input type="checkbox"/>	195PF88	-	136kgs 10kph 4-Pole	Std

* Transit Option				
<input type="checkbox"/>	195TO40	-	Omit Transit	NC
<input type="checkbox"/>	195TO25	-	ISO Transit Package for use with ASAPII seating.	NC
<input type="checkbox"/>	195WN01	-	WC19 Transit Package for use with Power Recline seating. (Optional Transit Belt Below)	NC

WC19 Transit Lap Belt				
<input type="checkbox"/>	195WN02		WC19 Transit Lap Belt	\$176.00

* Pre-Set Seat Frame Angle				
<input type="checkbox"/>	195FA10	-	0°	N/C
<input type="checkbox"/>	195FA3	-	3° NA with +3" or +4" STFH	N/C
<input type="checkbox"/>	195FA4	-	6° NA with +3" or +4" STFH or Tilt	N/C

* Seat Height				
<i>(Measured in the front) - Obtain Quote to verify est. STFH</i>				
<input type="checkbox"/>	195HT44		Position "0"	NC
<input type="checkbox"/>	195HT45		+1" Seat to Floor Height	NC
<input type="checkbox"/>	195HT46		+2" Seat to Floor Height	NC
<input type="checkbox"/>	195HT47		+3" Seat to Floor Height	NC
<input type="checkbox"/>	195HT48		+4" Seat to Floor Height	NC

STFH Matrix					
Seating Type and Power Option Combinations	Seat-to-Floor Height at 0 tilt				
	Low	+1"	+2"	+3"	+4"
SC ASAP II Tilt only	17.6"	18.6"	19.6"	20.6"	21.6"
SC Power Recline only *	16.3"	17.3"	18.3"		
MPC Power Recline and Tilt.	16.3"	17.3"	18.3"		

STFH measured with batteries but no user. Actual STFH may vary by .5"
 *Adding seat angle will increase STFH by 1" for each incremental change.
 **Ultra low STFH may cause ground clearance of Power Centermount to drop below 2".

3. * BATTERIES and CHARGERS

* Batteries				
<input type="checkbox"/>	195AG01	-	50 AmpH Std post Batteries (Pair) w/straps	STD
<input type="checkbox"/>	195AG05	-	Omit batteries (Includes harness)	N/C

* Battery Charger				
<input type="checkbox"/>	195BJ19	-	8A Dual Mode Charger (Compact) CTE	N/C
<input type="checkbox"/>	195BJ3	-	Omit Charger	-\$62.00

Battery Charger Accessory				
<input type="checkbox"/>	195AG14		Active Controls ReCharge with socket (Socket mounts to seat rail on the same side as Joystick/OMNI. Provides easy charging access.	\$447.00

4. ELECTRONICS

Drive Control Options

Non-Expandable Controllers

<input type="checkbox"/>	195ER01	Non-expandable VR2-90 controller (NA with High Speed Motor package)	STD
--------------------------	---------	---	-----

Expandable Controllers

<input type="checkbox"/>	195ER02	R-Net Expandable Drive Control Upgrade (90A)	\$640.00
	195EX01	Expandable Controller - R-net	
	195EX02	Harnessing for Expandable Controller	

VR2 Joystick (non-expandable)

<input type="checkbox"/>	195J94	Non Expandable VR2 Joystick	N/C
--------------------------	--------	-----------------------------	-----

R-net Joystick - Requires Expandable Drive Upgrade

<input type="checkbox"/>	195J70	Std LED Joystick for Rnet Ctrl's	\$656.00
<input type="checkbox"/>	195J108	Joystick w/Stereo Jacks & Colour Display	\$896.00
<input type="checkbox"/>	195J88	Joystick W/Toggle, Spd Pot, Stereo Jacks & Colour Display - inc RNET Upgrade	\$896.00
<input type="checkbox"/>	195J95	Omit JS. For use with OMNI	N/C
<input type="checkbox"/>	195J112	Joystick Advanced: 3.5" Colour Display, Paddle Switches, Shortcut Keys and Stereo Jack - inc RNET Upgrade	\$1,422.00

Joystick Mount (Fixed or Swing Away)

<input type="checkbox"/>	195JM10	Fixed Mount	N/C
<input type="checkbox"/>	195JM11	Swing Away Mount	\$200.00
<input type="checkbox"/>	195JM14	Mid Line Mount	\$356.92
<input type="checkbox"/>	195JM15	Retractable Joystick mount w/45° stops	\$600.00

Joystick Mount (Location)

Height Adjustable (Non HA Captain Seat)

<input type="checkbox"/>	195HM1	Right Side Mount	N/C
<input type="checkbox"/>	195HM2	Left Side Mount	N/C

Joystick Handle (Optional)

<input type="checkbox"/>	195JH1	Ball Handle	\$105.00
<input type="checkbox"/>	195JH2	Foam Ball Handle	\$105.00
<input type="checkbox"/>	195JH4	T-Handle	\$105.00
<input type="checkbox"/>	195JH6	Goalpost	\$105.00

Attendant Control

<input type="checkbox"/>	1950A01	Attendant Control for VR-2	\$996.00
<input type="checkbox"/>	1950A02	Attendant Control for R-net	\$996.00

Attendant Mounting location

<input type="checkbox"/>	195DN1	Mounting location: Right Back Cane	N/C
<input type="checkbox"/>	195DN2	Mounting Location: Left Back Cane	N/C

Electronic Programmers

<input type="checkbox"/>	195PR2	VR-2 Hand Held Programmer	\$385.00
<input type="checkbox"/>	195PR5	R-net PC Programmer with Dongle	\$693.00

R-net OMNI and Output Options

(For expandable controls, choose all that apply)

<input type="checkbox"/>	195ON1	Rnet OMNI Input Control Module and display with built in Infrared and armrest mount. Choose mount below. (required for Specialty Input Devices.)	\$847.00
<input type="checkbox"/>	195ON2	Rnet Output Module (ECM)	\$1,617.00
<input type="checkbox"/>	195ON3	Rnet Bluetooth	\$770.00

OMNI Mount

(If used with Joystick must be mounted opposite side)

<input type="checkbox"/>	195DS03	Swing Away Left Side OMNI Mount	\$200.00
<input type="checkbox"/>	195DS04	Swing Away Right Side OMNI Mount	\$200.00

Switch inputs for R-Net Joysticks or OMNI

Drive or Mode / Profile Control

<input type="checkbox"/>	195SW22	Stereo to 2 Mono Splitter	\$91.00
<input type="checkbox"/>	195SW6	Ribbon Switch	\$145.00
<input type="checkbox"/>	195SW1	Buddy Button Switch	\$116.00
<input type="checkbox"/>	195SW2	Disc Switch	\$245.00
<input type="checkbox"/>	195SW9	Wobble Switch	\$770.00
<input type="checkbox"/>	195SW4	Micro Light Switch	\$116.00
<input type="checkbox"/>	195SW24	Egg Switch-Black	\$116.00
<input type="checkbox"/>	195SW21	Dual toggle switch and bracket	\$300.00
<input type="checkbox"/>	195SW35	Switch-it Mini 1 button on Mono plug	\$223.00
<input type="checkbox"/>	195SW36	Switch-it Mini 2 button on 2 Mono plugs	\$223.00
<input type="checkbox"/>	195SW37	Switch-it Mini 2 button on 1 Stereo plug	\$223.00
<input type="checkbox"/>	195SW38	Switch-it Mini 4 button on DB9 connector	\$223.00

Single Switch Mount Bracket

<input type="checkbox"/>	195EM01	Single Switch Mount Bracket	\$300.00
--------------------------	---------	-----------------------------	----------

5. Specialty Driver Control Options

Requires expandable Rnet controls and OMNI unless otherwise noted. Not available with Upholstered backs.

5a. Proportional Control Packages

Hand Control Proportional Joystick Packages

<input type="checkbox"/>	ASL Proportional Micro Extremity Joystick (ASL130) Midline with Gatlin Package	\$5,338.40
	195ID59 Micro Extremity Joystick	\$4,941.46
	195IJ07 S/A Gatlin Mount	\$396.94
<input type="checkbox"/>	ASL Mushroom Joystick (ALS135) Midline with Gatlin Package	\$4,056.86
	195ID60 Mushroom Joystick	\$3,659.92
	195IJ07 S/A Gatlin Mount	\$396.94
<input type="checkbox"/>	ASL Compact Joystick w Integrated buttons (ASL134) Midline with Gatlin Package	\$2,470.73
	195ID61 Compact Joystick	\$2,073.79
	195IJ07 S/A Gatlin Mount	\$396.94
<input type="checkbox"/>	ASL Micro Mini Joystick w Hand Pad (ASL136) Midline with Gatlin Package	\$5,249.29
	195ID68 Micro Mini Joystick	\$4,852.35
	195IJ07 S/A Gatlin Mount	\$396.94
<input type="checkbox"/>	Switch-it Micro-Pilot Joystick with Bullet tray Package	\$5,848.75
	195ID62 Micro-Pilot Proportional Joystick	\$4,852.35
	195IJ08 S/A Bullet Tray mount	\$996.39
<input type="checkbox"/>	Switch-it Micro-Guide Joystick with Bullet tray Package	\$5,848.75
	195ID63 Micro-Guide Proportional Joystick	\$4,852.35
	195IJ08 S/A Bullet Tray mount	\$996.39

Chin Control Proportional Joystick Packages

<input type="checkbox"/>	Switch-It Micro-Pilot Bib Chin Control Package Std 6"	\$6,399.60
	195ID62 Micro-Pilot Proportional Joystick	\$4,852.35
	195IM05 Bib mount Small	\$996.39
	195IJ04 SA Boom Mount with egg switch PCP	\$550.85
<input type="checkbox"/>	Switch-It Micro-Pilot Bib Chin Control Package Large 8"	\$7,946.84
	195ID62 Micro-Pilot Proportional Joystick	\$4,852.35
	195IM06 Bib mount Large	\$996.39
	195IJ04 SA Boom Mount with egg switch PCP	\$550.85
<input type="checkbox"/>	Switch-It Micro-Guide Bib Chin Control Package Std 6"	\$6,399.60
	195ID63 Micro-Guide Proportional Joystick	\$4,852.35
	195IM05 Bib mount Small	\$996.39
	195IJ04 SA Boom Mount with egg switch PCP	\$550.85
<input type="checkbox"/>	Switch-It Micro-Guide Bib Chin Control Package Large 8"	\$6,399.60
	195ID63 Micro-Guide Proportional Joystick	\$4,852.35
	195IM06 Bib mount Large	\$996.39
	195IJ04 SA Boom Mount with egg switch PCP	\$550.85
<input type="checkbox"/>	Quickie Proportional Chin Control Package	\$3,927.00
	195ID64 Proportional Joystick	
	195IM07 S/A Mount off backrest	
	195IJ04 SA Boom Mount with egg switch PCP	
<input type="checkbox"/>	ASL Proportional Micro Extremity Joystick Chin / Lip Control Package	\$5,889.25
	195ID59 Micro Extremity Joystick	\$4,941.46
	195IM07 S/A Mount off backrest	\$396.94
	195IJ04 SA Boom Mount with egg switch PCP	\$550.85

5b. Switch Control

Requires Headrest and/or Headrest Mount

3 Switch Proximity Head Arrays Choose headrest mount below

<input type="checkbox"/>	ASL Proximity Head Array Package (Adult)	\$4,389.00
	195II02 ASL Proximity Head Array (Adult)	
	195IJ09 SA Boom Mount with Egg Switch Control	
<input type="checkbox"/>	ASL Proximity Head Array Package (Ped)	\$4,389.00
	195II03 ASL Proximity Head Array (Ped)	
	195IJ09 SA Boom Mount with Egg Switch Control	
<input type="checkbox"/>	Switch-It Head Array Package 3 Switch Curved (Long)	\$4,389.00
	195II13 Switch-it Proximity Head Array Long	
	195IJ09 SA Boom Mount with Egg Switch Control	
<input type="checkbox"/>	Switch-It Head Array Package 3 switch curved (Stubby)	\$4,389.00
	195II14 Switch-it Proximity Head Array Stubby	
	195IJ09 SA Boom Mount with Egg Switch Control	

5 Switch Proximity Head Array (No Egg Switch Needed) Choose "Headrest Mount for Special Controls"

<input type="checkbox"/>	195II04 Switch-It Head Array 5 switch flat	\$6,958.55
--------------------------	--	------------

Multiple Switches.

<input type="checkbox"/>	195SW31 Switch-it 3 Naked proximity switches on DB9 connector. (requires OMNI)	\$4,333.91
<input type="checkbox"/>	195SW32 Switch-it 4 Naked proximity switches on DB9 connector. (requires OMNI)	\$5,330.30
<input type="checkbox"/>	195SW33 Switch-it 5 Naked proximity switches on DB9 connector. (requires OMNI)	\$6,002.66
<input type="checkbox"/>	195SW34 ASL (502) 5-Switch adaptor box on DB9 connector. (for use with 5 mono switches, not included)	\$6,002.66
<input type="checkbox"/>	195SW23 4-way toggle switch button DB9 Connector. Includes bracket	\$891.08

Sip N Puff Package Choose headrest and HR mount below

<input type="checkbox"/>	Quickie Sip n' Puff System	\$3,531.93
	195ID34 Sip N' Puff Kit	\$2,373.52
	195IH1 Sip n' Puff Tubing and SA Hardware	\$607.56
	195IJ10 SA Boom Mount with egg switch	\$550.85

Headrest Mount for Special Controls

<input type="checkbox"/>	195MH12 Axy's Mount & Bracket for Special Controls	\$239.20
<input type="checkbox"/>	195MH13 Cobra Mount & Bracket for Special Controls	\$291.20
<input type="checkbox"/>	195MH14 Linx Mount & Bracket for Special Controls	\$239.20

Headrest Pad for Specialty controls

<input type="checkbox"/>	195HE79 Plush Pad 8" for Specialty controls	\$239.20
<input type="checkbox"/>	195HE80 Plush Pad 10" for Specialty controls	\$239.20
<input type="checkbox"/>	195HE81 Plush Pad 14" for Specialty controls	\$239.20

Extra Swing Away Head Boom Egg Switch and Mount

<input type="checkbox"/>	195IJ05 Extra SA Boom Mount with egg switch #1	\$550.85
<input type="checkbox"/>	195IJ06 Extra SA Boom Mount with egg switch #2	\$550.85

Single Switches

<input type="checkbox"/>	195IB01 Ribbon Switch	\$162.02
<input type="checkbox"/>	195IB02 Buddy Button Switch	\$129.61
<input type="checkbox"/>	195IB03 Disc Switch	\$267.33
<input type="checkbox"/>	195IB04 Wobble Switch	\$834.38
<input type="checkbox"/>	195IB05 Micro Light Switch	\$129.61
<input type="checkbox"/>	195IB06 Egg Switch-Black	\$162.02
<input type="checkbox"/>	195IB07 Switch-it Mini 1 button on Mono plug	\$324.03

6. * SEAT TYPE

<input type="checkbox"/>	195ST56	-	** Quickie A.S.A.P II (Adjustable Seating and Positioning) Choose Seat Frame Size Platform.	N/C		<input type="checkbox"/>	195ST57	-	*** Power Recline (requires Expandable Rnet electronics)	N/C	
** ASAP II Frame size <i>(each frame is width and depth adjustable within given range.)</i>						Recline Seat Frame size					
<input type="checkbox"/> 195FU17 - Adjustable 12x12 to 16X19 (A) N/C						<input type="checkbox"/> 195FU26 - *** Power Recline Seat Frame (G) 14x16 to 22x20 (Not width Adjustable) N/C					
<input type="checkbox"/> 195FU18 - Adjustable 16x12 to 20x20 (B) N/C						Captain Seating					
<input type="checkbox"/> 195FU19 - Adjustable 18x16 to 22x22 (C) N/C						<input type="checkbox"/> Captain Seating with semi recline back (D,E,F) N/C					

7. * SEAT SIZE

Seat Size Matrix. *Seat type is chosen in section 5.*

A = ASAP II Seat Frame Adjustable from 12x12 to 16X19
 B = ASAP II Seat Frame Adjustable from 16X12 to 20X20
 C = ASAP II Seat Frame Adjustable from 18X16 to 22X22

D = Captain Seat, Adjustable 16" x 15" to 16" x 18"
 E = Captain Seat, Adjustable 18" x 16" to 18" x 20"
 E = Captain Seat, Adjustable 20" x 18" to 20" x 22"
 G = Recline Seat (Width not adjustable)

Note: Power Recline Seat Depth measured from solid surface of back to front of seat pan. Please accommodate for backrest cushion thickness.

		ASAPII Seat Width (Adjustable)										
		12"	13"	14"	15"	16"	17"	18"	19"	20"	22"	
Seat Depth (Adjustable)	12"	A	A	A	A	A,B	B	B	B	B	B	
	13"	A	A	A	A	A,B	B	B	B	B	B	
	14"	A	A	A	A	A,B	B	B	B	B	B	
	15"	A	A	A	A	A,B	B	B	B	B	B	
	16"	A	A	A	A	A,B	B	B,C	B,C	B,C	B,C	C
	17"	A	A	A	A	A,B	B	B,C	B,C	B,C	B,C	C
	18"	A	A	A	A	A,B	B	B,C	B,C	B,C	B,C	C
	19"	A	A	A	A	A,B	B	B,C	B,C	B,C	B,C	C
	20"					B	B	B,C	B,C	B,C	B,C	C
	21"							C	C	C	C	C
	22"							C	C	C	C	C

		Capt Seat Width		
		16"	18"	20"
Seat Depth	15"	D		
	16"	D	E	
	17"	D	E	
	18"	D	E	F
	19"		E	F
	20"		E	F
	21"			F
	22"			F

		Recline Seat Width				
		14"	16"	18"	20"	22"
Seat Depth (Adjustable)	16"	G	G	G	G	G
	17"	G	G	G	G	G
	18"	G	G	G	G	G
	19"	G	G	G	G	G
	20"	G	G	G	G	G

* Seat Width				
<input type="checkbox"/>	195R21	12"	Seat width	N/C
<input type="checkbox"/>	195R22	13"	Seat width	NA with Power Recline N/C
<input type="checkbox"/>	195R23	14"	Seat width	N/C
<input type="checkbox"/>	195R24	15"	Seat width	N/C
<input type="checkbox"/>	195R5	16"	Seat width	N/C
<input type="checkbox"/>	195R6	17"	Seat width	N/C
<input type="checkbox"/>	195R7	18"	Seat width	N/C
<input type="checkbox"/>	195R8	19"	Seat width	N/C
<input type="checkbox"/>	195R9	20"	Seat width	N/C
<input type="checkbox"/>	195R25	22"	Seat width	N/C

* Seat Depth				
<input type="checkbox"/>	195RF20	12"	Seat depth	N/C
<input type="checkbox"/>	195RF21	13"	Seat depth	NA with Power Recline N/C
<input type="checkbox"/>	195RF22	14"	Seat depth	N/C
<input type="checkbox"/>	195RF23	15"	Seat depth	N/C
<input type="checkbox"/>	195RF5	16"	Seat depth	N/C
<input type="checkbox"/>	195RF6	17"	Seat depth	N/C
<input type="checkbox"/>	195RF7	18"	Seat depth	N/C
<input type="checkbox"/>	195RF8	19"	Seat depth	N/C
<input type="checkbox"/>	195RF24	20"	Seat depth	N/C
<input type="checkbox"/>	195RF25	21"	Seat depth	NA with Power Recline N/C
<input type="checkbox"/>	195RF26	22"	Seat depth	N/C

8. SEAT CUSHIONS

<input type="checkbox"/>	195CU1	2" Cushion.	\$120.00
<input type="checkbox"/>	-	Captain Seat Cushion	NC

JAY Cushions (Optional)

To order any JAY cushions on-chair, please see the JAY price list.
 Cushion name or part number must be filled out w/ desired width & depth

<input type="checkbox"/>	195JC20	JAY Bundled Cushion		Price List
		Cushion Name or Part #		
		Width:	Depth:	

9. *POWERED SEATING

Power Seating Options (SC and MPC Models)			
<input type="checkbox"/>	195PJ7	Quickie SPOT 50° CG Tilt	\$1,500.00
<input type="checkbox"/>	195PJ2	**Quickie HD SPOT Tilt	\$1,800.00
<input type="checkbox"/>	195PA24	***Recline w/Power Shear Reduction Only	\$5,400.00
<input type="checkbox"/>	172PA25	***Tilt & Recline w/Power Shear Reduction	\$9,300.00

** HD Spot Tilt Not Crash Tested

*** Required with Power Recline

Power Seating Control

Powered Seating Control Method

(For use with power seating actuators. Switch activation is stand-alone and does not require expandable or thru-drive electronics.)

Single Actuator (Lift or Tilt) Control Method			
<input type="checkbox"/>	195EO10	Switch Control 1 actuator with <u>Dual Toggle</u>	N/C
<input type="checkbox"/>	195EO11	Switch Control 1 actuator with <u>Buddy Button</u>	N/C
<input type="checkbox"/>	195EO19	Switch Control 1 actuator with <u>Switch-it Mini 1 button</u>	N/C
<input type="checkbox"/>	195EO20	Switch Control 1 actuator with <u>Switch-it Mini 2 button</u>	N/C

2 Actuator Switch Control Lift / Tilt or legs only			
<input type="checkbox"/>	195EO21	Switch Control 2 actuator with <u>Dual Toggle</u>	\$782.00
<input type="checkbox"/>	195EO12	Switch Control 2 actuator with <u>4-way toggle</u>	\$1,172.60

Switch Mount

(for use with switch control powered seating)

<input type="checkbox"/>	195EY01	Switch Mount Right	N/C
<input type="checkbox"/>	195EY02	Switch Mount Left	N/C

Powered Seat Elevator- (AKA: Power Lift)

<input type="checkbox"/>	195PA26	Power Seat Elevate (9")	\$4,171.89
<input type="checkbox"/>	195PA27	*Power Seat Elevate Combi Upgrade 12" - Includes tilt and lift module.	\$500.00

*Must select Spot 50° CG Tilt

***Powered Seating Thru-drive Control Method.

Thru-Drive 1 Actuator			
<input type="checkbox"/>	195EO28	Thru Drive 1 Actuator (For operating Tilt or Lift thru Joystick.)	NC

Thru-Drive 2+ Actuator (ISM)			
<input type="checkbox"/>	195EO29	Thru Drive 2+ Actuators: (For operating Tilt, recline, lift, power legs)	\$996.00

***Powered Seating Thru-drive Control Options

Assignable Buttons

"Assignable Button" feature listed below allows for direct "short-cut" access to various seating functions via joystick buttons. Functions accessed by depressing the button for more than 1 second. By selecting the thru-drive w/assignable button the chair will be pre-programmed with seating functions assigned to buttons on the joystick. Assignments can be changed via PC Dongle.

<input type="checkbox"/>	172PM01	Enable Assignable Buttons	\$781.73
--------------------------	---------	---------------------------	----------

Ctrl+5 Switchbox Options

Ctrl+5 allows direct control to 5 power seating functions (10 total switches). Switches can also be used with assignable buttons for greater flexibility. Box includes 3-Amp USB port for charging portable devices

<input type="checkbox"/>	195QG01	-	Ctrl+5 Switchbox mounted behind joystick	\$400.00
<input type="checkbox"/>	195QG02	-	Ctrl+5 Switchbox mounted opposite joystick	\$400.00
<input type="checkbox"/>	195QG03	-	Ctrl+5 Switchbox mounted on back cane	\$400.00
<input type="checkbox"/>	195QG04	-	Ctrl+5 Switchbox mounted on seat rail	\$400.00
<input type="checkbox"/>	195QG05	-	Omit Ctrl+5	NC

Ctrl+5 Switch Type

<input type="checkbox"/>	195EY03	-	Push buttons	N/C
<input type="checkbox"/>	195EY04	-	Toggle switches	\$400.00

10. ** BACKREST AND BACK OPTIONS FOR ASAP II SEAT

** Backrest Frame Type

<input type="checkbox"/>	195BT8	Angle Adjustable	N/C
<input type="checkbox"/>	195BT98	Manual Recline 40° (not width adjust.)	\$655.00

Manual Recline Adjustment Method Option

Back Height 23". Fits all seat types. NA with Cantilever Arms

<input type="checkbox"/>	195MN01	Tool	N/C
<input type="checkbox"/>	195MN02	Knob (NA with dual post arms.)	N/C

** Angle Adjustable Backrest Options

(NA with Manual recline)

<input type="checkbox"/>	195OD8	Non-Folding Backrest	N/C
<input type="checkbox"/>	195OD9	Folding Backrest (Max weight 250lbs)	\$169.00

** Back Cane Angle

<input type="checkbox"/>	195BP40	Straight Back Post	N/C
<input type="checkbox"/>	195BP41	8° Bend Back Post (Avail. only J3 Back) NA with Manual recline	\$170.00

** Back Cane height

<input type="checkbox"/>	195B1	Fixed Low (15.5")	N/C
<input type="checkbox"/>	195B5	Fixed Med (17.5")	N/C
<input type="checkbox"/>	195B9	Fixed Tall (19.5")	N/C
<input type="checkbox"/>	195B243	Adjustable Low 14" - 18"	\$185.00
<input type="checkbox"/>	195B244	Adjustable High 20" - 26"	\$185.00

** Towel Bar Depth

<input type="checkbox"/>	195QT03	Shallow (NA with Upholstery backs.)	N/C
<input type="checkbox"/>	195QT04	Deep (Ext. 4" from back canes for deep backs)	N/C

** Back Type (Upholstery or Solid)

<input type="checkbox"/>	195BU76	S.P.O.T. Curved	\$695.00
<input type="checkbox"/>	195BU77	Jay SPO Posterior	\$796.00

Jay 3 Option

<input type="checkbox"/>	195JB01	xxx	Jay J3 (select OMIT above)	See J3 OF
--------------------------	---------	-----	----------------------------	-----------

** Back Height - Required for SPOT Curved and SPO Backs.

(Limited combinations of widths) Measured from pan to top of solid back.

<input type="checkbox"/>	195B132	14"	N/C
<input type="checkbox"/>	195B36	16"	N/C
<input type="checkbox"/>	195B38	18"	N/C
<input type="checkbox"/>	195B40	20"	N/C
<input type="checkbox"/>	195B42	22"	N/C
<input type="checkbox"/>	195B44	24"	N/C
<input type="checkbox"/>	195B140	26"	N/C

BACKRESTS FOR ASAP II

<input type="checkbox"/>	Shallow Backrest - Please See JAY J3 Backs Order Form for Item Code	Code	\$695
<input type="checkbox"/>	Deep Contoured Backrest- Please See JAY J3 Backs Order Form for Item Code	Code	\$795
<input type="checkbox"/>	Fixed Laterals - Please See JAY J3 Backs Order Form for Item Code	Code	\$400
<input type="checkbox"/>	Swing Away Laterals - Please See JAY J3 Backs Order Form for Item Code	Code	\$450

11. *** BACKREST AND BACK OPTIONS for 3.7 POWER RECLINE (MPC)

*** Backrest Frame Type

<input type="checkbox"/>	195BT89	Power Recline (Power Recline Seat only)	N/C
--------------------------	---------	---	-----

*** Power Recline Backrest Preset Home Angle N/C

<input type="checkbox"/>	90° 195QK1	<input type="checkbox"/>	95° 195QK2 default	<input type="checkbox"/>	100° 195QK3
--------------------------	------------	--------------------------	--------------------	--------------------------	-------------

*** Back Height - Required for Standard Curved Recline Backs and Jay 3 recline backs.

(Limited combinations of widths) Measured from pan to top of solid back.

<input type="checkbox"/>	195B42	-	22"	N/C
<input type="checkbox"/>	195B44	-	24"	N/C
<input type="checkbox"/>	195B140	-	26"	N/C
<input type="checkbox"/>	195B141	-	27"	N/C
<input type="checkbox"/>	195B142	-	28"	N/C

*** Back Type (Solid Recline)

<input type="checkbox"/>	195BU83	-	Standard Curve back with 1.5" Foam cushion. (Reduces Seat Depth)	\$695.00
<input type="checkbox"/>	195JB03	-	Jay J3 for Power Recline w/1.5" Foam Choose type below. (Reduces Seat Depth)	N/C

*** Push Handle Options

<input type="checkbox"/>	195BP55	-	Fixed "Cane" Handles.	N/C
<input type="checkbox"/>	195BP56	-	Height Adjustable Push Handles. w/2 utility hooks	\$89.11
<input type="checkbox"/>	195BP57	-	Omit push handles	N/C

JAY 3 BACK for 3.7 POWER RECLINE OPTIONS

Jay 3 Contour.

<input type="checkbox"/>	195JP01	J3 PA Back (2.2" of Contour Depth) Available 14"-20" Wide (J3PAUTZYXX)	\$695.00
<input type="checkbox"/>	195JP02	J3 PA Back (2.2" of Contour Depth) Available 22" Wide (J3PAUTZ2FX)	\$1,295.00
<input type="checkbox"/>	195JP03	J3 PL Back (3.0" of Contour Depth) Available 14"-20" Wide (J3PLUTZYXX)	\$695.00
<input type="checkbox"/>	195JP04	J3 PDL Back (6.0" of Contour Depth) Available 14"-20" Wide (J3PDLUTZYXX)	\$796.00
<input type="checkbox"/>	195JP05	J3 PDC Back (6.0" of Contour Depth) Available 14"-20" Wide (J3PDCUTZYXX)	\$796.00

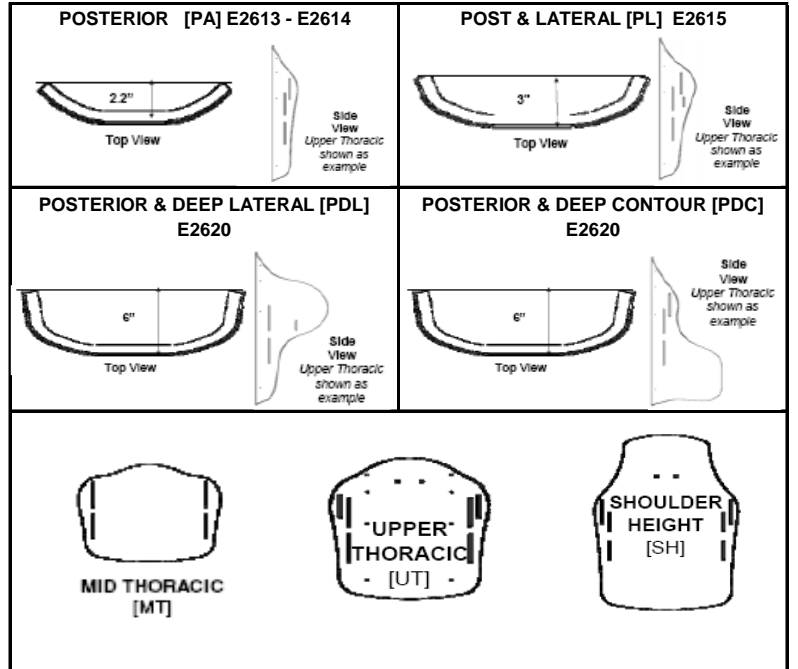
Jay 3 Back Height. Backs are height adjustable

<input type="checkbox"/>	195JR06	MT for 22" tall back. (Mid Thoracic Short 15" shell)	N/C
<input type="checkbox"/>	195JR01	UT for 24" tall back. (Upper Thoracic Short 16.5" shell)	N/C
<input type="checkbox"/>	195JR02	UT for 26" tall back. (Upper Thoracic Med 18" shell)	N/C
<input type="checkbox"/>	195JR03	UT for 27" tall back. (Upper Thoracic Tall 19.5" shell)	N/C
<input type="checkbox"/>	195JR04	SH for 28" tall back and widths 14-20" (Shoulder Height 21" shell,)	N/C
<input type="checkbox"/>	195JR05	SH for 26-28" tall back and 22" wide seat (Shoulder Height 18" shell,)	N/C

SPINE-ALIGN MINI FIT KIT 2

Includes: 5 wedges, 2 lat shims, 2 post/lat pelvic, 1 lg lumbar, 1 flat shim, and 1 curved

<input type="checkbox"/>	195JS01	SPINE-ALIGN MINI FIT KIT 2	\$226.00
--------------------------	---------	----------------------------	----------



Jay 3 Width

Back can be ordered 2" narrower than seat pan. Armrest will be adjusted to back width ordered. Future growth can be accomplished by replacing back with wider versions and adjusting arms outward.

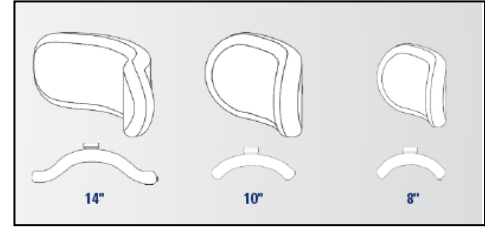
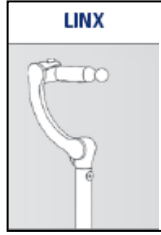
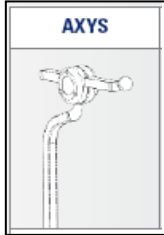
<input type="checkbox"/>	195JQ01	-	Back width 14" (Use w/ 14-16" wide seat)	N/C
<input type="checkbox"/>	195JQ02	-	Back width 16" (Use w/ 16-18" wide seat)	N/C
<input type="checkbox"/>	195JQ03	-	Back width 18" (Use w/ 18-20" wide seat)	N/C
<input type="checkbox"/>	195JQ04	-	Back width 20" (Use w/ 20-22" wide seat)	N/C
<input type="checkbox"/>	195JQ05	-	Back width 22" (Use with 22" wide seat)	N/C

12. HEADREST OPTIONS

Choose One Each.

Headrest Mount			
<input type="checkbox"/>	195MH10	Axys Mount & Bracket	NC
<input type="checkbox"/>	195MH11	Cobra Mount and Bracket	NC
<input type="checkbox"/>	195MH1	Linx Mount and Bracket	NC

Headrest Pad			
<input type="checkbox"/>	195HE65	Plush Head Support Pad 8"	\$350.00
<input type="checkbox"/>	195HE66	Plush Head Support Pad 10"	\$350.00
<input type="checkbox"/>	195HE78	Plush Head Support Pad 14"	\$350.00
<input type="checkbox"/>	-	Adjustaplush	\$400.00



13. POSTURAL SUPPORTS

LATERAL THORACIC SUPPORT (Swing Away)			
<i>Available on all Solid Backs.</i>			
<input type="checkbox"/>	LAT 4X4 S/A MOUNTS W/ 1" OFFSET - PR		\$450.00
	195ZV14	LATERAL 4X4 W/ 1" OFFSET - PAIR	
	195ZS07	LATERAL SWING AWAY MOUNT - PAIR	
<input type="checkbox"/>	LAT 4X5 S/A MOUNTS W/ 1" OFFSET - PR		\$450.00
	195ZV15	LATERAL 4X5 W/ 1" OFFSET - PAIR	
	195ZS07	LATERAL SWING AWAY MOUNT - PAIR	
<input type="checkbox"/>	LAT 4X6 S/A MOUNTS W/ 1" OFFSET - PR		\$450.00
	195ZV16	LATERAL 4X6 W/ 1" OFFSET - PAIR	
	195ZS07	LATERAL SWING AWAY MOUNT - PAIR	
<input type="checkbox"/>	LAT 6X4 S/A MOUNTS W/ 1" OFFSET - PR		\$450.00
	195ZV17	LATERAL 6X4 W/ 1" OFFSET - PAIR	
	195ZS07	LATERAL SWING AWAY MOUNT - PAIR	
<input type="checkbox"/>	LAT 6X5 S/A MOUNTS W/ 1" OFFSET - PR		\$450.00
	195ZV18	LATERAL 6X5 W/ 1" OFFSET - PAIR	
	195ZS07	LATERAL SWING AWAY MOUNT - PAIR	
<input type="checkbox"/>	LAT 6X6 S/A MOUNTS W/ 1" OFFSET - PR		\$450.00
	195ZV19	LATERAL 6X6 W/ 1" OFFSET - PAIR	
	195ZS07	LATERAL SWING AWAY MOUNT - PAIR	

CHEST STRAP			
<input type="checkbox"/>	195ZR03	Padded Chest Strap	\$393.00

Swing Away Knee Adductor Supports			
<i>Available only with Fixed and Power Center Mount Legrests.</i>			
<i>Not available with Dual Post Arm Rests or 2-point Locking Cantilever Arms</i>			
Knee Adductor Supports - LEFT (choose Pad and Arm)			
Pad Size			
<input type="checkbox"/>	195KB5	Knee Adductor Pad SM- Left	\$496.00
<input type="checkbox"/>	195KB7	Knee Adductor Pad LG- Left	\$496.00
S/A Arm Size			
<input type="checkbox"/>	195XX04	Swing Away Short - Left	NC
<input type="checkbox"/>	195XX06	Swing Away Long - Left	NC
Knee Adductor Supports - RIGHT (choose Pad and Arm)			
Pad Size			
<input type="checkbox"/>	195KB6	Knee Adductor Pad SM- Right	\$496.00
<input type="checkbox"/>	195KB8	Knee Adductor Pad LG- Right	\$496.00
S/A Arm Size			
<input type="checkbox"/>	195XX05	Swing Away Short - Right	NC
<input type="checkbox"/>	195XX07	Swing Away Long - Right	NC

Long Thigh Support w/Removable Mount			
<i>Available with Cantilever Arms, NA with Manual Recline Back, Dual Post, Single Post or Cantilever w/ 2 pt Locking arms.</i>			
<input type="checkbox"/>	SPOT Long Thigh Support - Left		\$396.00
	195TV2	Long Thigh Support - Left	
	195TX1	Removable Mount - Left	
<input type="checkbox"/>	SPOT Long Thigh Support - Right		\$396.00
	195TV1	Long Thigh Support - Right	
	195TX2	Removable Mount - Right	

14. * ARMREST AND ARMPAD OPTIONS

14A. **Armrest options for ASAP II seating.

** Armrest Mounting for K0856 SC Models with ASAP II.			
Dual Post Armrests			
<input type="checkbox"/>	195EG09	-	Shrt Dual Post Flip Back HT Adj 10"-15" N/C
<input type="checkbox"/>	195EG23	-	Lng Dual Post Flip Back HT Adj 10"-15" N/C
Cantilever Armrests			
<i>(Adjustable length arm pad included (choose Pad setting below, except for Low Arm Option) NA with Manual Recline Back</i>			
<input type="checkbox"/>	195EG10	-	Standard Cantilever Arm w/ 2 Point Locking Post. (9"-10" Ht Range.) NA w/ seat depths below 16" \$216.00
<input type="checkbox"/>	195EG11	-	Standard Cantilever Arm w/ 2 Point Locking Post. (11"-12" Ht Range.) NA w/ seat depths below 16" \$216.00
<input type="checkbox"/>	195EG12	-	STD Cantilever Arm 9"-12" Ht Range N/C
<input type="checkbox"/>	195EG13	-	Low Cantilever Arm 7"-10" Ht Range (Choose ASAPII pad type and size below) N/C
Single Post Armrests			
<input type="checkbox"/>	195EG14	-	Single Post Height Adjustable - Std. \$230.00
<input type="checkbox"/>	195EG15	-	Single Post Height Adjustable - Low \$230.00

** Armpad Options for ASAPII			
Pad Type / Size Options for Dual Post / Single Post / Low Cantilever			
Left Arm Pad (N/C)		Right Arm Pad (N/C)	
<input type="checkbox"/>	195AE01	-	Desk Length Waterfall (10") <input type="checkbox"/> 195AB01
<input type="checkbox"/>	195AE02	-	Full Length Waterfall (14") NA w/Low Cantilever arm <input type="checkbox"/> 195AB02
<input type="checkbox"/>	195AE03	-	Desk Length Standard (10") <input type="checkbox"/> 195AB03
<input type="checkbox"/>	195AE04	-	Full Length Standard (14") NA w/Low Cantilever arm <input type="checkbox"/> 195AB04
Pad Setting Options for Standard Cantilever Arm			
Left Arm Pad (N/C)		Right Arm Pad (N/C)	
<input type="checkbox"/>	195AE11	-	Full Length Cantilever (14") <input type="checkbox"/> 195AB11
<input type="checkbox"/>	195AE10	-	Desk Length Cantilever (10") <input type="checkbox"/> 195AB10

14B. *Armrest options for Power Recline Seating**

*** Armrest for Power Recline Seating.			
<i>(Armrest width can be adjusted 2" narrower than seat)</i>			
<input type="checkbox"/>	195EG26	-	STD Cantilever/Reclining Arm 10-14" Height Range N/C
<input type="checkbox"/>	195EG27	-	Cantilever/Reclining Arm w/ 2 Point Locking Post. (10"-12" Ht Range.) \$385.00
<input type="checkbox"/>	195EG28	-	Cantilever/Reclining Arm w/ 2 Point Locking Post. (12"-14" Ht Range.) \$385.00

*** Reclining Armpad Options			
<i>(Armpad can be angled inward 15 degrees)</i>			
Standard Reclining Armpad			
Left Arm Pad (N/C)		Right Armpad (N/C)	
<input type="checkbox"/>	195AE05	-	Reclining Arm Pad (16") <input type="checkbox"/> 195AB05
Otto Bock Reclining Armpad (Power Recline Seat only)			
Left Arm Pad (\$200.00)		Right Armpad (\$200.00)	
<input type="checkbox"/>	195AE08	SM Forearm Pads (8")	<input type="checkbox"/> 195AB08
<input type="checkbox"/>	195AE06	MD Forearm Pads (11.5")	<input type="checkbox"/> 195AB06
<input type="checkbox"/>	195AE07	LG Forearm Pads (14")	<input type="checkbox"/> 195AB07
Otto Bock Hand Pad Options			
Left Hand Pad (\$88.00)		Right Hand Pad (\$88.00)	
<input type="checkbox"/>	195OL01	MD Flat Hand Pads (4-1/2" x 7")	<input type="checkbox"/> 195OR01
<input type="checkbox"/>	195OL02	LG Flat Hand Pads (5-1/2" x 9")	<input type="checkbox"/> 195OR02

15. * HANGERS AND FOOTRESTS

Non-Powered Swing Away Legrests			
<i>Sold as Pairs</i>			
<input type="checkbox"/>	195H95	65° Swing Away (A,B,C)	N/C
<input type="checkbox"/>	195H2	70° Swing Away (A,B,C)	N/C
<input type="checkbox"/>	195H94	75° Tapered Swing Away (E)	N/C
<input type="checkbox"/>	195H6	90° Swing Away (B,C) (5.5-9")	N/C
<input type="checkbox"/>	195H138	Manual ELR S/A (A,B,C,D) (Avail. with Fixed Centremount, choose below)	\$370.00

Powered Elevating Legrests			
<input type="checkbox"/>	195H125	Power Centremount ELR w/ Articulation (Leg length independent actuator for transfer assist) (F)	\$2,300.00
<input type="checkbox"/>	195H126	S/A Power ELR w/ Articulation (B) Pair (N/A for 12" or 13" wide) (Avail. with Fixed Centremount, choose below)	\$2,300.00
<input type="checkbox"/>	195H127	Power Centremount ELR w/7.5" Power Articulation (F) Centremount footplates plus custom Options Below	\$2,300.00

Power Centremount Footplate Extension Option (For Thru-Drive Operation)			
<input type="checkbox"/>	195IE01	Enable 7.5" Powered footplate extension for transfer assist. (Electronics programmed to allow footplates to be extended with or without legrest being raised)	\$800.00
<input type="checkbox"/>	195IE02	Disable Footplate extension for transfers. (Electronics programmed to ONLY extend footplates when legs are raised.)	N/C

Fixed Center Mount Legrests			
<input type="checkbox"/>	195H128	Fixed Centre Mount, Power Recline (Choose individual angle adjustable footplates and custom options below (F))	N/C
<input type="checkbox"/>	195H134	Fixed Center ASAP II Mount Short (includes single footplate platform) Plus custom options below	N/C
<input type="checkbox"/>	195H135	Fixed Center ASAP II Mount Long (includes single footplate platform) Plus custom options below	N/C

Angle Adjustable Center Mount Legrests for ASAP II			
<input type="checkbox"/>	195H104	-	Angle adjustable Center mount Med (I,J) Independent leg length and angle adjustable \$320.00
<input type="checkbox"/>	195H108	-	Angle adjustable Center mount Large (I,J) Independent leg length and angle adjustable \$320.00

Omit Hangers.			
<input type="checkbox"/>	195H144	Omit Hangers	N/C

Hanger Extensions. (See range listed in matrix below)			
<i>NOTE: Not all extension tube will be available; depending on the seat height, some extension tube options may not offer enough ground clearance.</i>			
<input type="checkbox"/>	195E16	High Mount Hanger	N/C
<input type="checkbox"/>	195E1	Short	N/C
<input type="checkbox"/>	195E2	Medium	N/C
<input type="checkbox"/>	195E5	Long	N/C
<input type="checkbox"/>	195E21	Omit Extension	N/C

Lower Leg Length Matrix (measured seat pan to the top of the footplate surface)				
Hanger Type	High Mount	Short	Medium	Long
65° Swing Away	7-14"	13.5- 16"	16-18.5"	18-20.5"
70° Swing Away	7-14"	13.5- 16"	16-18.5"	18-20.5"
75° Tapered S/A	7-14"	13.5- 16"	14.5-19"	15-18"
90° Swing Away	5.5-9" Footplate mounts to front of hanger.			
Manual ELR S/A		12.5-17"	14.5-19"	17-21"
Power ELR S/A		12-14"	14-17"	16.5-19"
Fixed Cntrmnt		12.5"-15.5"		14.5"-19.5"
Power Cntrmnt				14"-18"

Footplate (Pair)			
<input type="checkbox"/>		A - Composite with Heel Loop (Pair)	NC
	195F1	Composite Footplate	NC
	195HL1	Heel Loop	NC
<input type="checkbox"/>		B - Adult Angle Adjust w/Heel Loop for use with 65°, 70° hanger and ELR (Pair)	\$125.00
	195F282	Adult Angle Adjustable Footplate	
	195HL10	Heel Loop	
<input type="checkbox"/>		B - Adult Angle Adjust w/Heel Loop for use with 90° hanger (Pair)	\$125.00
	195F285	Adult Angle Adjustable Footplate	
	195HL10	Heel Loop	
<input type="checkbox"/>		C - Kids Angle Adjust w/Leg Strap for use with 65° and 70° hanger (Pair)	\$125.00
	195F283	Kids Angle Adjustable Footplate	
	195LS13	Leg Strap	
<input type="checkbox"/>		C - Kids Angle Adjust w/Leg Strap for use with 90° hanger(Pair)	\$125.00
	195F286	Kids Angle Adjustable Footplate	
	195LS13	Leg Strap	
<input type="checkbox"/>	195F287	D - Aluminum (Pair)	\$46.00
<input type="checkbox"/>		E - One Piece Angle Adjust Footplate	\$300.00
	195F284	One piece Angle Adjustable Footplate	
	195LS13	Leg Strap	
<input type="checkbox"/>		F - Centremount Single/Dual Footplate (Single Footplate can be unlocked to form individual footplates)	\$323.00
	195F315	CMT Angle Adjustable Footplates	
<input type="checkbox"/>	195F279	Omit Footplate and extension tube	N/C
<input type="checkbox"/>		I - Angle adj Centremount Footplate pair Small	
	195F125	Small Angle Adjustable Footplates	\$323.00
<input type="checkbox"/>		J - Angle adj Centremount Footplate pair Large	
	195F126	Large Angle Adjustable Footplates	\$323.00

Footrest Accessories			
<input type="checkbox"/>	1955A01	Toe Loop (Pair) Only avail on (opt B).	\$40.00
<input type="checkbox"/>	195LS14	Extra Leg Strap	\$40.00

Footplate Matrix						
Hanger Type	A	B	C	D	E	F
65° Swing Away	X	X	X			
70° Swing Away	X	X	X			
75° Tapered S/A					X	
90° Swing Away		X	X			
Manual ELR S/A	X	X	X	X		
Power ELR S/A		X				
Fixed Cntrmnt	Single Footplate included					
Power Cntrmnt						X

16. ACCESSORIES

Wheelchair Tray Table			
<input type="checkbox"/>	1292805.393	Swing Away Tray Table 16"	\$300.00
<input type="checkbox"/>	1292805.393	Swing Away Tray Table 18"	\$300.00
<input type="checkbox"/>	1292805.396	Swing Away Tray Table 20"	\$300.00

Backpack			
<input type="checkbox"/>	195A1	Black Utility	\$65.00
<input type="checkbox"/>	195A2	Black/Charcoal Kids	\$65.00

Accessories			
<input type="checkbox"/>	1958A08	Active Controls Power Buddy	\$202.52
<input type="checkbox"/>	1958A09	Ram Phone Mount on Round JS tube	\$81.00
<input type="checkbox"/>	1958A10	Ram Tablet Mount on Round JS tube	\$324.00
<input type="checkbox"/>	1958A11	Ram Cup holder	\$81.00
<input type="checkbox"/>	1958A12	Switch-it Remote Stop Switch	\$1,450.00

Positioning Belt - Select for any style seat			
<input type="checkbox"/>	195EJ01	Auto Style Buckle	N/C
<input type="checkbox"/>	195EJ02	Belt 2" Aircraft Buckle	\$64.81
<input type="checkbox"/>	195EJ03	Belt 2" Aircraft Buckle Padded	\$113.41
<input type="checkbox"/>	32740	Padded Calf Strap	\$160.00
<input type="checkbox"/>	APB121	2 Point Hip Belt Padded	\$139.00
Please Select Harness:-			
<input type="checkbox"/>	SSRBRZ	Stump Support Right	\$140.00
<input type="checkbox"/>	SSLBRZ	Stump Support Left	\$140.00

Mounting Accessories (available with All Seats)			
<i>Only one accessory can be mounted at a time.</i>			
<input type="checkbox"/>	195A603	Cane/Crutch Holder	\$108.00
<input type="checkbox"/>	195A604	O2 holder	\$393.00
<input type="checkbox"/>	195A605	Walker holder	\$216.00



Looking for more options? Contact our custom "built 4 me" department.

Below are common upgrades that utilize **Ready Made Quotes**. These options can be quickly quoted to add a custom touch to your Pulse power chair.

<input type="checkbox"/>	Lights and Indicators	Call for quote
<input type="checkbox"/>	High Mount Center Mount Footplate (Fixed and Power)	Call for quote
<input type="checkbox"/>	Larger Center Mount Footplate (Fixed and Power)	Call for quote
<input type="checkbox"/>	O2 Holder on Power Recline	Call for quote
<input type="checkbox"/>	Powered Center Mount w/Captain Seat	Call for quote

Some Restrictions Apply

To Inquire about any unique customization for Quicke products, contact:
 Phone: 02 9678 6600, Fax: 02 9678 6655 or orders@sunrisemedical.com.au

TOTAL

NOTES